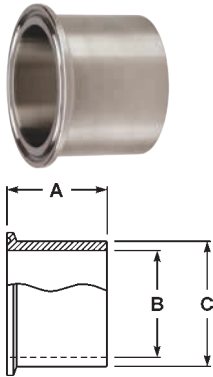


Clamp Fittings - Ferrules

Sanitary Fittings

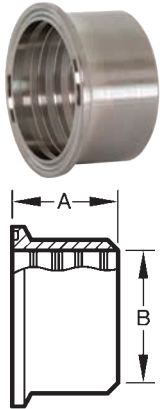


Tank (heavy duty) - 14MPW

Specification:

- certified ASME materials

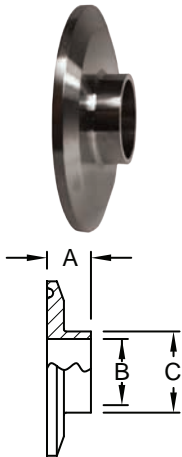
Tube OD	Dimensions			316L Stainless Steel Part #
	A	B	C	
½"	1.625"	.321"	.502"	14MPW-R50
¾"	1.625"	.574"	.750"	14MPW-R75
1"	1.625"	.870"	1.160"	14MPW-R100
1½"	1.625"	1.370"	1.676"	14MPW-R150
2"	1.750"	1.870"	2.192"	14MPW-R200
2½"	1.750"	2.370"	2.708"	14MPW-R250
3"	1.813"	2.870"	3.224"	14MPW-R300
4"	2.125"	3.834"	4.256"	14MPW-R400
6"	2.500"	5.758"	6.192"	14MPW-R600



Roll-on for Expanding - 14RMP

Tube OD	Dimensions		304 Stainless Steel Part #	316L Stainless Steel Part #
	A	B		
1"	.750"	1.005"	14RMP-G100	14RMP-R100
1½"	1.125"	1.505"	14RMP-G150	14RMP-R150
2"	1.312"	2.005"	14RMP-G200	14RMP-R200
2½"	1.375"	2.505"	14RMP-G250	14RMP-R250
3"	1.437"	3.005"	14RMP-G300	14RMP-R300
4"	1.500"	4.005"	14RMP-G400	14RMP-R400

¹ Meets 3-A Standard Number 63-03 when used to modify or repair existing on-site farm milk handling systems.



Reducing - B31WMP

Tube OD	Dimensions			304 Stainless Steel Part #	316L Stainless Steel Part #
	A	B	C		
2" x 1"	.500"	.870"	1.000"	B31WMP-G200100	B31WMP-R200100
2½" x 1½"	.500"	1.370"	1.500"	B31WMP-G250150	B31WMP-R250150
2½" x 2"	.500"	1.870"	2.000"	B31WMP-G250200	B31WMP-R250200
3" x 2"	.500"	1.870"	2.000"	B31WMP-G300200	B31WMP-R300200
4" x 3"	.625"	2.870"	3.000"	B31WMP-G400300	B31WMP-R400300